

Specificaties VTP	VTP-30	VTP-40	VTP-50	VTP-60
Excavator (ton)	15 - 25	25 - 35	35 - 60	60 - 85
Optimum oil pressure open/close (bar)	350	350	350	350
Optimal oil pressure rotation (bar)	140	140	140	140
Optimal oil flow open/close (l/min)	150	200	300	400
Optimal oil flow rotation (l/min)	40	40	40	80
Jaw opening time (sec)	3	4	4	4,5
Jaw closing time (sec)	2	2	2,5	3
Weight, brackets included (±) (kg)	2100	2770	4080	6370
Weight P-jaw (kg)	720	1040	1490	2590
Length (H) (mm)	2250	2450	2950	3650
Height (D) (mm)	1650	1900	2200	2550
Jaw opening (M) (mm)	730	890	1100	1400
Jaw width (fixed) (mm)	440	500	580	700
Length of cutters (mm)	200	200	200	250
Closing force (A) (ton)	75	100	125	150
Closing force (B) (ton)	100	130	155	190
Closing force (C) (ton)	220	300	480	550

Specificaties VTK	VTK-30	VTK-40	VTK-50
Excavator (ton)	15 - 25	25 - 35	35 - 60
Optimum oil pressure open/close (bar)	350	350	350
Optimal oil pressure rotation (bar)	140	140	140
Optimal oil flow open/close (l/min)	150	200	300
Optimal oil flow rotation (l/min)	40	40	40
Jaw opening time (sec)	3	4	4
Jaw closing time (sec)	2	2	2,5
Weight, brackets included (±) (kg)	2220	2900	4180
Weight K-jaw (kg)	840	1170	1590
Length (H) (mm)	2220	2350	2800
Height (D) (mm)	1590	1775	1980
Jaw opening (M) (mm)	700	800	960
Jaw width (fixed) (mm)	480	540	610
Length of cutters (mm)	200	200	250
Closing force (A) (ton)	65	95	125
Closing force (B) (ton)	90	130	155
Closing force (C) (ton)	210	275	395



Verachttert's VT hydraulic demolition shears series enables you to handle virtually any demolition and reduction job simply by using the basic yoke and a choice of six available jaw sets. These demolition shears are compact and light in construction, yet incredibly strong. By mounting the yoke to the excavator arm you can achieve maximum reach; you don't even have to disassemble the stick. The yoke's strong swivel provides a continuous 360° rotation which, in combination with the bucket cylinder, allows you to carry out your demolition job quickly and precisely from any angle.

The versatility of this Verachttert demolition shears series also adds to its low cost of ownership and efficiency. You only have to buy the basic equipment and expand your jaw set when required, and your replacement investment is lower when you want to replace a set of shears. By selecting the right jaw for a specific job you can demolish and reduce more rapidly. You can even separate the demolition waste directly on site. These demolition shears are rugged yet lightweight, so a lighter and therefore cheaper machine can be used with maximum efficiency ■

Your dealer:

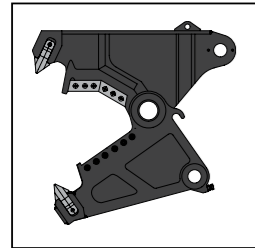


Features and benefits VT

- 1 Exchangeable detachable ripper teeth that are ideal for splitting concrete
- 2 Short open and closing times for fast operation
- 3 Exchangeable long-lasting cutting knives for extended working life
- 4 One frame for six different universal and exchangeable basin sets for multiple applications
- 5 Exchangeable header plate
- 6 Continuous 360° rotation for precise operation from any anglerotating head

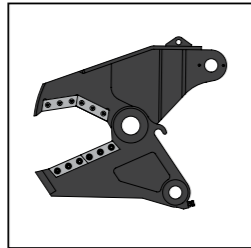


Combi-shear VTC



Concrete Cutter - VTC

- Precise demolition of heavily reinforced concrete structures
- Cuts structural steel, pipe, profiles and beams
- Equipped with replaceable concrete crusher tips and reversible cutting edges



Scrap shear - VTS

- Demolition of steel constructions
- Cutting and reduction of scrap, steel sections, frames, reinforced steel and car and truck tires
- Equipped with exchangeable and reversible cutting knives

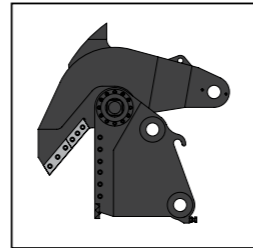
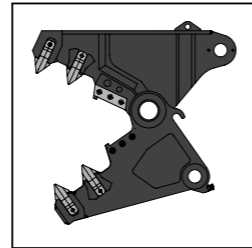


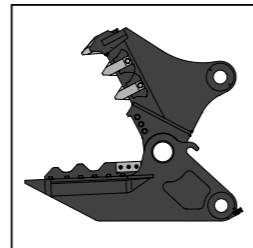
Plate shears - VTZ

- Cutting of steel plate, silos, ships, train carriages etc.
- Basin is equipped with exchangeable and reversible knives



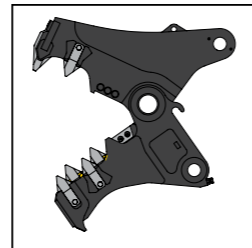
Concrete cracker - VTB

- Cracking of concrete constructions
- Breaking of concrete constructions
- Cutting of reinforced steel
- Equipped with exchangeable and reversible cutting knives



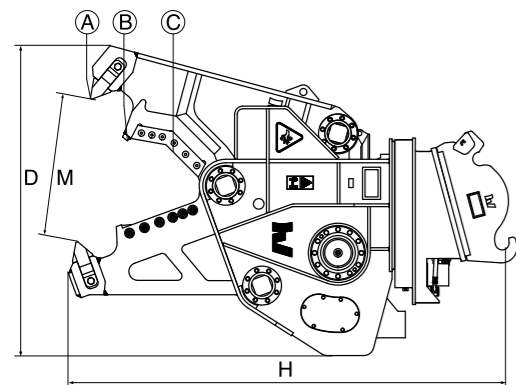
Concrete pulverizer - VTP

- Separation of concrete and reinforced steel
- Cutting of reinforced steel
- Equipment with a scoop basin for picking up concrete pieces quickly and easily

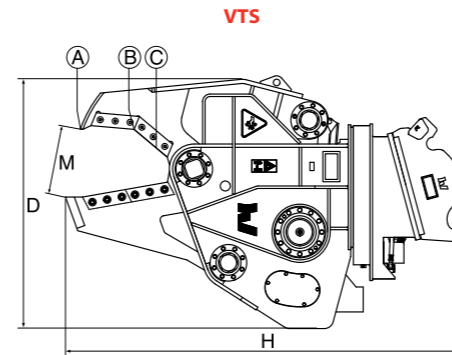


Primary concrete pulverizer - VTK

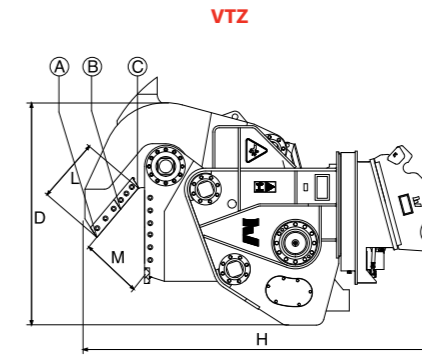
- Breaking and pulverizing of concrete constructions
- Cutting of reinforced steel and steel sections
- Equipped with exchangeable teeth and reversible cutting knives



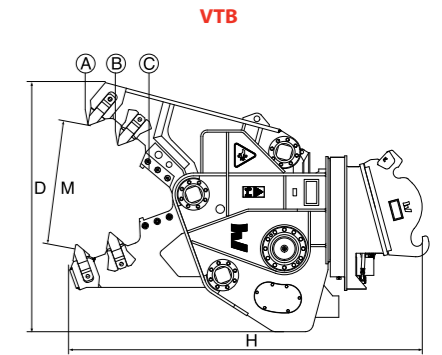
Specifications VTC	VTC-30	VTC-40	VTC-50	VTC-60
Excavator (ton)	15 - 25	25 - 35	35 - 60	60 - 85
Optimum oil pressure open/close (bar)	350	350	350	350
Optimal oil pressure rotation (bar)	140	140	140	140
Optimal oil flow open/close (l/min)	150	200	300	400
Optimal oil flow rotation (l/min)	40	40	40	40
Jaw opening time (sec)	3	4	4	4,5
Jaw closing time (sec)	2	2	2,5	3
Weight, brackets included (±) (kg)	2020	2660	3850	6370
Weight C-jaw (kg)	640	930	1260	2230
Length (H) (mm)	2200	2400	2800	3500
Height (D) (mm)	1510	1750	1980	2340
Jaw opening (M) (mm)	670	820	975	1280
Jaw width (fixed) (mm)	300	360	380	460
Length of cutters (mm)	400	460	520	600
Closing force (A) (ton)	70	95	125	150
Closing force (B) (ton)	100	140	185	220
Closing force (C) (ton)	220	300	410	440



VTS



VTZ



VTB

Specificaties VTS	VTS-30	VTS-40	VTS-50	VTS-60
Excavator (ton)	15 - 25	25 - 35	35 - 60	60 - 85
Optimum oil pressure open/close (bar)	350	350	350	350
Optimal oil pressure rotation (bar)	140	140	140	140
Optimal oil flow open/close (l/min)	150	200	300	400
Optimal oil flow rotation (l/min)	40	40	40	80
Jaw opening time (sec)	3	4	4	4,5
Jaw closing time (sec)	2	2	2,5	3
Weight, brackets included (±) (kg)	1950	2570	3890	6430
Weight S-jaw (kg)	570	840	1300	2290
Length (H) (mm)	2100	22550	2700	3400
Height (D) (mm)	1310	1510	1680	1980
Jaw opening (M) (mm)	390	420	470	630
Jaw width (fixed) (mm)	300	320	370	460
Length of cutters (mm)	400	520	600	760
Closing force (A) (ton)	90	120	160	190
Closing force (B) (ton)	210	290	375	475
Closing force (C) (ton)	420	580	710	895

Cutting capacity VTC en VTS	VTS-30	VTS-40	VTS-50	VTS-60
Hot rolled square bar steel (mm)	60	70	80	90
Hot rolled solid round steel (diameter) (mm)	65	80	90	100
Normal angle iron steel (mm)	180 x 180 x 16	200 x 200 x 20	200 x 200 x 25	250 x 250 x 25
Normal U-channel steel, UNP-range (mm)	206	320	400	450
Narrow I-beams I-range, INP-range (mm)	240	320	360	450
Medium wide I-beams IPE-range (mm)	300	400	500	600
Wide I-beams, HEA-range (mm)	200	260	320	400
Wide I-beams IPB, HEB-range (mm)	160	200	240	280
Wide I-beams, HEM-range (mm)	100	120	140	160
AISI 316, (stainless steel pipe, diameter) (mm)	120 x 5	140 x 5	170 x 6	200 x 6

Specificaties VTZ / VTB	VTZ-40	VTZ-50	VTB-30	VTB-40	VTB-50	VTB-60
Excavator (ton)	25 - 35	35 - 60	15 - 25	25 - 35	35 - 60	60 - 85
Optimum oil pressure open/close (bar)	350	350	350	350	350	350
Optimal oil pressure rotation (bar)	140	140	140	140	140	140
Optimal oil flow open/close (l/min)	200	200	150	200	300	400
Optimal oil flow rotation (l/min)	40	40	40	40	40	80
Jaw opening time (sec)	4	4	3	4	4	4,5
Jaw closing time (sec)	2	2,5	2	2	2,5	3
Weight, brackets included (±) (kg)	2740	4380	2010	2660	3860	6370
Weight Z/B-jaw (kg)	1010	1790	630	930	1270	2230
Length (H) (mm)	2400	2800	2200	2350	2770	3500
Height (D) (mm)	1750	2100	1310	1750	1980	2380
Jaw opening (M) (mm)	440	510	710	850	1050	1320
Jaw width (fixed) (mm)	120	150	300	360	380	460
Length of cutters (mm)	460	580	200	260	260	250
Closing force (A) (ton)	140	190	70	95	125	150
Closing force (B) (ton)	220	400	95	135	175	220
Closing force (C) (ton)	440	635	210	290	380	465